

Federal Funding Overview: Fiscal Year 2022

Updated March 2022



Table of Contents

This document is interactive. Click on the page numbers below to jump to that page, and click the three-line menu button in the top right corner of any page to return here.

I. Introduction

Adolescent Sexual Health Programs

The Need for Federal Legislation

II. Federal Adolescent Sexual Health Programs Funding

Adolescent Sexual Health Federal Funding Streams in Brief

Federal Funding Awarded by State

III. Abstinence-Only Until Marriage Programs

Abstinence-Only Until Marriage

IV. Abstinence-Only / Sexual Risk Avoidance Funding

Abstinence-Only / Sexual Risk Avoidance Federal Funding Streams in Brief

Abstinence-Only / Sexual Risk Avoidance Funding by State

3

4

5

6

7

10

13

14

15

16

18

I.

Introduction

Beginning in fiscal year (FY) 2010, a new era defined by support for evidence-based and evidence-informed adolescent sexual health promotion resulted in both new and increased support for programs to prevent HIV/AIDS, other sexually transmitted infections (STIs), and teen pregnancy. While there remains no dedicated federal funding stream for comprehensive sexuality education (CSE), these adolescent sexual health promotion efforts have continued through FY2022.



PHOTO BY
KEIRA BURTON

Adolescent Sexual Health Programs

In FY 2021, the reauthorization of the Personal Responsibility Education Program (PREP) continued funding at \$75 million each year through FY 2023. The Office of Population Affairs' (OPA) Teen Pregnancy Prevention Program (TPPP) has a congressional mandate to fund medically accurate and age-appropriate programs. Since its creation in FY 2010, TPPP funding has fluctuated from \$105 million (FY 2010) to a low of \$98 million (FY 2013). The Centers for Disease Control and Prevention's (CDC) Division of Adolescent and School Health (DASH), which underwent a severe 25% cut in FY 2012 followed by an additional \$1.5 million loss in FY 2013 (\$30.5), received a \$2 million increase to \$33.1 million in FY 2016 and was level funded in FY 2017 and FY 2018. FY 2022 has seen an increase in DASH funding with an allotted \$34 million.


While PREP, TPPP, and DASH are an important and necessary shift in the advancement of sex education, they still provide piecemeal sex education to narrow segments of the youth population. As long as the focus of these initiatives remains solely on influencing public health outcomes—namely, preventing HIV/AIDS, other STIs, and teen pregnancy (often not distinguished as unintended)—rather than on knowledge and empowerment, young people will lack the full range of information and skills they need to make healthy life choices and enjoy healthy relationships.



The Need for Federal Legislation

The Real Education and Access for Healthy Youth Act (REAHYA) of 2021 represents progress towards the comprehensive sexuality education curriculum young people need to make healthy, informed decisions within the context of their lives.

REAHYA includes both access to CSE as well as access to sexual and reproductive health care and services. Programs and services through REAHYA follow current anti-discrimination policy and include topics such as consent and healthy relationships, gender roles and gender discrimination, systemic racism within education and health systems, and inclusivity of diverse gender identities, gender expressions, and sexual orientations. ■



II.

Federal Adolescent Sexual Health Programs Funding

A large orange circle graphic in the bottom left corner, containing a grid of small white dots.

PHOTO BY
COURTNEY COLES

Adolescent Sexual Health Federal Funding Streams in Brief

The table below summarizes federally funded teen pregnancy prevention, HIV/AIDS, and other STI prevention programs, including total FY 2022 proposed funding levels by program.

Federal Grant Program	Description of Program	Anticipated FY 2022 Funding Proposals
Division of Adolescent and School Health (DASH) Administered by the CDC, National Center for HIV/AIDS, Viral Hepatitis, STD, and TB Prevention (NCHHSTP)	<ul style="list-style-type: none"> Established in 1988 and revamped in FY 2012 to provide five-year cooperative agreements in order to address 3 components that support: <ol style="list-style-type: none"> State, local, and territorial education agencies to conduct the Youth Risk Behavior Survey (YRBS). State, local, and territorial education agencies to: <ul style="list-style-type: none"> help schools provide exemplary sexual health education (ESHE) increase access to key sexual health services (SHS) establish safe and supportive environments for students and staff (SSE) Capacity building of state, local, and territorial education agencies by national non-governmental organizations (NGOs) to increase access to SHS and SSE. Program activity implementation for HIV prevention for young men who have sex with men (YMSM) by local education agencies and NGOs. 	DASH Total: <u>\$34,081,000¹</u>
Teen Pregnancy Prevention Program (TPPP) Administered by the Office of Population Affairs (OPA)	<ul style="list-style-type: none"> Established in FY 2010 through the Affordable Care Act (ACA) to provide five-year cooperative agreements with public and private entities. Funded programs must be medically-accurate, age-appropriate, and be either based on or informed by evidence. Funds evaluations of TPPP interventions and technical assistance to grantees. 	TPPP Total: <u>\$130 million</u>

1. Senate proposed FY22 DASH funding per pg. 79 of the source

Federal Grant Program	Description of Program	Anticipated FY 2022 Funding Proposals
<p>Personal Responsibility Education Program (PREP)</p> <p>Administered by the Family and Youth Services Bureau (FYSB) within the Administration for Children and Families (ACF)</p>	<ul style="list-style-type: none"> Established in FY 2010 through the ACA as a mandatory program. First ever funding stream dedicated to providing holistic, evidence-based, medically-accurate, and age-appropriate sexual health education. Includes three sub-programs: <ul style="list-style-type: none"> Competitive Personal Responsibility Education Program (CPREP) Tribal Personal Responsibility Education Program (TPREP) Personal Responsibility Education Innovative Strategies (PREIS) Primarily funds state health agencies, with no matching requirement, increasing the incentives for states to apply. Funded programs must educate young people about both abstinence and contraception for unintended pregnancy and STI prevention, including HIV/AIDS. Programs must cover at least three adulthood preparation subjects including: <ul style="list-style-type: none"> Healthy relationships Adolescent development Financial literacy Parent-child communication Education and career success Healthy life skills Targets young people aged 10–19 who are: <ul style="list-style-type: none"> Experiencing homelessness In the foster care system Living in rural area or areas with high teen birth rates From minority groups (including sexual minorities) Supports pregnant youth or parents under the age of 21.² 	<p>PREP Total: \$75 million (through FY 2023)</p>
<p>Competitive Personal Responsibility Education Program (CPREP)</p> <p>Administered by FYSB within ACF</p>	<ul style="list-style-type: none"> Part of the ACA established PREP program. Funds faith and community-based organizations in states that did not seek State PREP funding.³ 	<p>CPREP Total: \$14.9 million</p> <p>27 programs in 6 states (FL, IN, KS, ND, TX, VA)</p>

2. [State Personal Responsibility Education Program](#)

3. [Competitive Personal Responsibility Education Program Fact Sheet](#)

Federal Grant Program	Description of Program	Anticipated FY 2022 Funding Proposals
Tribal Personal Responsibility Education Program (TPREP) Administered by FYSB within ACF	<ul style="list-style-type: none"> Part of the ACA established PREP program; began funding programs in FY 2011. Funds unintended teen pregnancy prevention programs within tribes and tribal communities. TPREP targets youth ages 10-19 who are in or ageing out of foster care, homeless, living with HIV/AIDS, pregnant and/or parenting under 21, and/or living in areas with high adolescent birth rates. Designed to honor tribal needs, traditions, and cultures.⁴ 	TPREP Total: <u>\$3.25 million</u>⁵ 8 programs in 7 states (AK, MT, NM, OK, OR, SD, WI)
Personal Responsibility Education Innovative Strategies (PREIS) Administered by FYSB within ACF	<ul style="list-style-type: none"> Part of the ACA established PREP program. Funds local public and private entities. Funds research and demonstration projects to develop, replicate, refine, and test innovative models that adhere to PREP criteria for preventing unintended teen pregnancy. 	PREIS Total: <u>\$10.7 million</u>⁶ 12 programs in 9 states and the District of Columbia (CA, FL, IN, LA, MD, MI, NJ, TN, TX)

4. [Tribal Personal Responsibility Education Program](#)

5. Grants for 5 year project period with the September 30, 2021 through September 29, 2022 budget period

6. Grants for 5 year project period with the September 30, 2021 through September 29, 2022 budget period

Federal Funding Awarded by State

The table below reflects the state breakdown of federal funding for teen pregnancy prevention, HIV/AIDS, and other STI prevention programs that include funding through FY 2022. The exact duration of funding is specified in the footnotes.

State	DASH ⁷	TPPP ⁸	PREP ⁹	Total
Alabama	\$100,000		\$771,179	\$871,179
Alaska	\$100,000		\$250,000	\$350,000
American Samoa				\$0
Arizona	\$100,000	\$3,412,245 ¹⁰	\$1,180,182	\$4,692,427
Arkansas	\$99,396		\$491,435	\$590,831
California	\$1,744,724	\$5,402,076 ¹¹	\$6,255,783 ¹²	\$69,704,638
Cherokee Nation	\$12,000			\$12,000
Colorado	\$70,000		\$900,766	\$970,766
Connecticut	\$100,000		\$559,911	\$659,911
Delaware	\$99,954		\$250,000	\$349,954
District of Columbia	\$467,500	\$2,656,184 ¹³	\$250,000	\$3,373,684
Florida	\$2,250,673	\$4,004,395 ¹⁴		\$6,255,068
Georgia	\$100,000	\$7,614,968 ¹⁵	\$1,803,462	\$9,518,430
Guam, Government of Guam			\$250,000	\$250,000
Hawaii	\$100,000		\$250,000	\$350,000
Idaho	\$100,000		\$317,135	\$417,135
Illinois	\$459,935	\$1,139,265 ¹⁶	\$2,012,423	\$3,611,623

7. Most current state-by-state breakdown of DASH funding available. FY21 recipient funding (year 4 of the five year cooperative agreement [PS18-1807](#))
8. [Current Teen Pregnancy Prevention \(TPP\) Program Grantees via the Office of Population Affairs \(OPA\)](#)
9. [State Personal Responsibility Education \(PREP\) Grantees FY 2020 & FY 2021](#). Grants awarded for the October 1, 2020 through September 30, 2023 budget period.
10. Includes annual funding for programs categorized under TPP20 Tier 1 2020-2023
11. Includes annual funding for programs categorized under TPP20 Tier 1 2020-2023, TPP20 Tier 1 2021-2023, TPP20 Tier 2 2020-2023
12. This is how the number is presented on the [HHS site](#). SIECUS recognizes this is not a correct dollar amount.
13. Includes annual funding for programs categorized under TPP20 Tier 1 2020-2023 and TPP20 Tier 2 2020-2023
14. Includes annual funding for programs categorized under TPP20 Tier 1 2020-2023 and TPP20 Tier 1 2021-2023
15. Includes annual funding for programs categorized under TPP20 Tier 1 2020-2023 and TPP20 Tier 2 2020-2023
16. Includes annual funding for programs categorized under TPP20 Tier 1 2020-2023

State	DASH ⁷	TPPP ⁸	PREP ⁹	Total
Indiana	\$100,000	\$2,055,000 ¹⁷		\$2,155,000
Iowa	\$100,000	\$1,373,161 ¹⁸	\$519,640	\$1,992,801
Kansas	\$100,000			\$100,000
Kentucky	\$100,000	\$2,183,259 ¹⁹	\$704,200	\$2,987,459
Louisiana	\$100,000	\$2,385,680 ²⁰	\$742,100	\$3,227,780
Maine	\$100,000		\$250,000	\$350,000
Maryland	\$99,981	\$3,668,219 ²¹	\$935,663	\$4,703,863
Massachusetts	\$510,000	\$1,587,065 ²²	\$1,028,571	\$3,125,636
Michigan	\$820,000	\$2,441,578 ²³	\$1,550,634	\$4,812,212
Micronesia, Federated States of			\$250,000	\$250,000
Minnesota	\$30,000	\$1,500,000 ²⁴	\$903,102	\$2,433,102
Mississippi	\$94,964	\$1,454,979 ²⁵	\$503,687	\$2,053,630
Missouri	\$99,904		\$964,771	\$1,064,675
Montana	\$100,000		\$250,000	\$350,000
Nebraska	\$99,995		\$329,402	\$429,397
Nevada	\$100,000		\$471,578	\$571,578
New Hampshire	\$100,000		\$250,000	\$350,000
New Jersey	\$459,000		\$1,364,813	\$1,823,813
New Mexico	\$459,265	\$595,079 ²⁶	\$343,443	\$1,397,787
New York	\$547,429	\$8,887,772 ²⁷	\$2,812,446	\$12,247,647
North Carolina	\$422,716	\$2,297,677 ²⁸	\$1,672,811	\$4,393,204
North Dakota	\$100,000			\$100,000
Northern Mariana Islands			\$250,000	\$250,000

17. Includes annual funding for programs categorized under TPP20 Tier 1 2020-2023 and TPP20 Tier 1 2021-2023

18. Includes annual funding for programs categorized under TPP20 Tier 1 2020-2023

19. Includes annual funding for programs categorized under TPP20 Tier 1 2021-2023

20. Includes annual funding for programs categorized under TPP20 Tier 1 2020-2023 and TPP20 Tier 2 2020-2023

21. Includes annual funding for programs categorized under TPP20 Tier 1 2020-2023 and TPP20 Tier 2 Phase 2 2020-2023

22. Includes annual funding for programs categorized under TPP20 Tier 1 2020-2023 and TPP20 Tier 2 Phase 2 2020-2023

23. Includes annual funding for programs categorized under TPP20 Tier 1 2020-2023

24. Includes annual funding for programs categorized under TPP20 Tier 1 2021-2023

25. Includes annual funding for programs categorized under TPP20 Tier 1 2020-2023

26. Includes annual funding for programs categorized under TPP20 Tier 1 2020-2023

27. Includes annual funding for programs categorized under TPP20 Tier 1 2020-2023, TPP20 Tier 1 2021-2023, and TPP20 Tier 2 2020-2023

28. Includes annual funding for programs categorized under TPP20 Tier 1 2020-2023 and TPP20 Tier 1 2021-2023

State	DASH ⁷	TPPP ⁸	PREP ⁹	Total
Ohio	\$491,794	\$860,467 ²⁹	\$1,838,112	\$3,190,373
Oklahoma	\$100,000	\$4,170,540 ³⁰	\$661,136	\$4,931,676
Oregon	\$388,893	\$1,455,000 ³¹	\$611,910	\$2,455,803
Palau, Republic of			\$250,000	\$250,000
Pennsylvania	\$460,000	\$3,116,870 ³²	\$1,919,648	\$5,496,518
Puerto Rico	\$34,347	\$1,455,000 ³³	\$474,955	\$1,964,302
Republic of the Marshall Islands		\$726,440 ³⁴		\$726,440
Rhode Island	\$100,000		\$250,000	\$350,000
South Carolina	\$460,000	\$6,136,894 ³⁵	\$801,435	\$7,398,329
South Dakota	\$70,000		\$250,000	\$320,000
Tennessee	\$812,888	\$996,889 ³⁶	\$1,057,192	\$2,866,969
Texas	\$857,993	\$9,715,832 ³⁷		\$10,573,825
Utah	\$100,000	\$1,157,267 ³⁸	\$644,797	\$1,902,064
Vermont	\$100,000		\$250,000	\$350,000
Virginia	\$100,000	\$3,046,967 ³⁹		\$3,146,967
Virgin Islands			\$250,000	\$250,000
Washington	\$389,990	\$1,859,770 ⁴⁰	\$1,130,677	\$3,380,437
West Virginia	\$85,010	\$1,442,055 ⁴¹	\$258,456	\$1,785,521
Wisconsin	\$100,000	\$1,141,593 ⁴²	\$919,760	\$2,161,353
Wyoming			\$250,000	\$250,000
TOTAL	\$15,198,351	\$91,940,186	\$43,457,215	\$150,595,752

29. Includes annual funding for programs categorized under TPP20 Tier 1 2020-2023

30. Includes annual funding for programs categorized under TPP20 Tier 1 2020-2023 and TPP20 Tier 2 2020-2023

31. Includes annual funding for programs categorized under TPP20 Tier 1 2020-2023

32. Includes annual funding for programs categorized under TPP20 Tier 1 2020-2023 and TPP20 Tier 2 Phase 2 2020-2023

33. Includes annual funding for programs categorized under TPP20 Tier 1 2020-2023

34. Includes annual funding for programs categorized under TPP20 Tier 1 2021-2023

35. Includes annual funding for programs categorized under TPP20 Tier 1 2020-2023 and TPP20 Tier 2 2020-2023

36. Includes annual funding for programs categorized under TPP20 Tier 1 2020-2023

37. Includes annual funding for programs categorized under TPP20 Tier 1 2020-2023, TPP20 Tier 1 2021-2023, and TPP20 Tier 2 2020-2023

38. Includes annual funding for programs categorized under TPP20 Tier 1 2020-2023

39. Includes annual funding for programs categorized under TPP20 Tier 1 2020-2023, TPP20 Tier 2 2020-2023, and TPP20 Tier 2 Phase 2 2020-2023

40. Includes annual funding for programs categorized under TPP20 Tier 2 2020-2023

41. Includes annual funding for programs categorized under TPP20 Tier 1 2020-2023

42. Includes annual funding for programs categorized under TPP20 Tier 1 2020-2023

III.

Abstinence-Only Until Marriage Programs



PHOTO BY
JACKIE TSANG




Abstinence-Only Until Marriage

Unfortunately, dangerous and ineffective Abstinence-only-until-marriage (AOUM), recently rebranded as the “Sexual Risk Avoidance Education” (SRAE) program, also continue to be funded by the federal government.

SRAE programs received an increase from \$5 million to \$10 million in FY 2016, another \$5 million increase in FY 2017, and increased again to \$25 million in FY 2018. The \$100 million in federal AOUM funding in FY 2018 continued and expanded a harmful 35-year history and a total of \$2.15 billion in federal spending alone wasted on programs that stigmatize and shame young people.

Trends in SRAE funding have continued into FY 2022 with awards allotted to the Title V State SRAE program, Title V Competitive SRAE program, and General-Departmental Funded Sexual Risk Avoidance Education (GD SRAE) Program. The harms of these programs include teaching inaccurate information based on fear, gender stereotypes, and shame. Students who receive this education do not indicate a delay of sexual activity, and may even lead to more unintended pregnancy in certain states. These programs deny autonomy of young people, stigmatize sexually active young people, and exclude LGBTQ+ identifying folks, whether the programs funded receive state or competitive grants. The combined funding allotted to SRAE programs totals about \$100.8 million for programs in FY 2022.



IV.

Abstinence-Only / Sexual Risk Avoidance Funding



PHOTO BY
EMMA BAUSO

Abstinence Only Until Marriage (AOUM) / Sexual Risk Avoidance Education (SRAE) Federal Funding Streams in Brief

The table below summarizes federally funded AOUM/SRAE programs, including total FY 2022 proposed funding levels.

Federal Grant Program	Description of Program	Anticipated Awards Through September 2022
Title V State Sexual Risk Avoidance Education (SRAE) Administered by FYSB within ACF	<ul style="list-style-type: none"> Funds states and territories that “implement education exclusively on sexual risk avoidance that teaches youth to voluntarily refrain from sexual activity”.⁴³ Programs must include information on: <ul style="list-style-type: none"> The holistic, individual, and societal benefits associated with personal responsibility, self-regulation, goal setting, healthy decision-making, and a focus on the future. The advantage of refraining from non-marital sexual activity to improve the future prospects, and physical and emotional health of youth. The increased likelihood of avoiding poverty when youth attain self-sufficiency and emotional maturity before engaging in sexual activity. The foundational components of healthy relationships and their impact on the formation of healthy marriages and safe and stable families. The effect of other youth risk behaviors, such as drug and alcohol usage, on increasing risk for teen sex. Strategies on how to resist and avoid, and receive help regarding, sexual coercion and dating violence, recognizing that—even with consent—teen sex remains a youth risk. 	<p>Title V State SRAE Total: <u>\$55 million</u>⁴⁴</p> <p>Programs in 38 states (AL, AZ, AR, CO, FL, GA, ID, IN, IA, KY, LA, MD, MA, MI, MN, MS, MO, MT, NE, NV, NJ, NM, NY, NC, OH, OK, OR, PA, SC, SD, TN, TX, UT, VA, WV, WI), Federated States of Micronesia, and Puerto Rico</p>

43. Title V State Sexual Risk Avoidance Education: Fact Sheet

44. Includes grants awarded for the October 1, 2020 through September 30, 2022 budget period

Federal Grant Program	Description of Program	Anticipated Awards Through September 2022
Title V Competitive Sexual Risk Avoidance Education (SRAE) Administered by FYSB within ACF	<ul style="list-style-type: none"> Competitively funds projects which adhere to SRAE criteria.⁴⁵ 	Title V Competitive SRAE program grants for two-year period project: <u>\$2.8 million</u> 11 programs in 10 states (CA, CT, GU, HI, IL, ME, NH, RI, VT, WA) Title V Competitive SRAE non-competing continuation awards: <u>\$8.59 million</u> 23 programs in 7 states (CA, DE, IL, KS, ND, VI, WY) ⁴⁶
General-Departmental Funded Sexual Risk Avoidance Education (GD SRAE) Program Administered by FYSB within ACF	<ul style="list-style-type: none"> Competitively funds projects which adhere to SRAE criteria.⁴⁷ 	GD SRAE program grants for three year project period: <u>\$12,818,452</u> GD SRAE non-competing continuation awards: <u>\$21,574,936⁴⁸</u>

45. [Title V Competitive Sexual Risk Avoidance Education: Fact Sheet](#)

46. Title V Competitive SRAE program grants and non-competing continuation awards for the September 30, 2021 through September 29, 2022 budget period.

47. [Sexual Risk Avoidance Education Program - General Departmental Program Fact Sheet](#)

48. GD SRAE program grants and non-competing continuation awards for the September 30, 2021 through September 29, 2022 budget period.

Abstinence Only Until Marriage (AOUM) / Sexual Risk Avoidance Education (SRAE) Funding by State⁴⁹

The table below reflects the state breakdown of federal funding for AOUM/SRAE programs that include funding through FY 2022. AOUM/SRAE programs actively harm young people. Many of these programs fail to teach young people about condoms and contraception, removing their autonomy putting them at risk. BIPOC (Black, Indigenous, and people of color) and LGBTQ+ youth especially are harmed by these programs.⁵⁰

State	Title V State SRAE ⁵¹	Title V Competitive SRAE program grants for two-year period project ^{52,53}	Title V Competitive SRAE non-competing continuation awards ^{54,55}	GD SRAE program grants for three year project period ⁵⁶	GD SRAE non-competing continuation awards ⁵⁷	Total
Alabama	\$1,283,140	\$450,000				\$1,733,140
Alaska						\$0
American Samoa					\$861,675	\$861,675
Arizona	\$1,668,260			\$1,699,414	\$1,262,434	\$4,630,108
Arkansas	\$850,782					\$850,782
California			\$5,946,854	\$1,694,579	\$852,869	\$8,494,302
Colorado	\$732,320				\$1,325,974	\$2,058,294
Connecticut		\$449,989				\$449,989
Delaware			\$166,938			\$166,938
District of Columbia					\$393,481	\$393,481
Florida	\$3,988,211			\$1,699,382	\$3,500,900	\$9,188,493
Georgia	\$2,592,300			\$1,680,423	\$1,706,835	\$5,979,558

49. Some figures listed are combinations of funding for multiple cities/programs within the state

50. Comprehensive Sex Ed Federal Fact Sheet

51. Title V State Sexual Risk Avoidance Education (SRAE) Grantees FY2020 & FY2021

52. Title V Competitive Sexual Risk Avoidance Education (SRAE) Grantees FY2021

53. Two year project period during the September 20, 2021 through September 29, 2022 budget period

54. Title V Competitive Sexual Risk Avoidance Education (SRAE) Grantees FY2021

55. Non-competing continuation awards for the September 30, 2021 through September 29, 2022 budget period

56. General Departmental Sexual Risk Avoidance Education (GD SRAE) Grantees FY2021


57. General Departmental Sexual Risk Avoidance Education (GD SRAE) Grantees FY2021



State	Title V State SRAE ⁵¹	Title V Competitive SRAE program grants for two-year period project ^{52,53}	Title V Competitive SRAE non-competing continuation awards ^{54,55}	GD SRAE program grants for three year project period ⁵⁶	GD SRAE non-competing continuation awards ⁵⁷	Total
Guam, Government of Guam		\$146,415			\$445,834	\$592,249
Hawaii		\$176,567				\$176,567
Idaho	\$314,702					\$314,702
Illinois		\$332,466	\$1,780,500		\$300,000	\$2,412,966
Indiana	\$1,296,133				\$817,221	\$2,113,354
Iowa	\$516,925					\$516,925
Kansas			\$462,131			\$462,131
Kentucky	\$1,147,277					\$1,147,277
Louisiana	\$1,621,996			\$811,868	\$445,056	\$2,878,920
Maine		\$158,576				\$158,576
Maryland	\$881,927				\$444,266	\$1,326,193
Massachusetts	\$867,686					\$867,686
Michigan	\$2,084,262			\$424,854		\$2,509,116
Micronesia, Federated States of	\$47,492					\$47,492
Minnesota	\$773,429					\$773,429
Mississippi	\$1,040,640			\$839,702	\$346,761	\$2,227,103
Missouri	\$1,288,330			\$424,854	\$891,668	\$2,604,852
Montana	\$184,753					\$184,753
Nebraska	\$286,977					\$286,977
Nevada	\$645,390					\$645,390
New Hampshire		\$85,247				\$85,247
New Jersey	\$1,326,975			\$349,958		\$1,676,933
New Mexico	\$651,631					\$651,631
New York	\$3,998,007			\$424,760	\$1,328,931	\$5,751,698
North Carolina			\$120,133			\$120,133
North Dakota						
Northern Mariana Islands					\$341,256	\$341,256

State	Title V State SRAE ⁵¹	Title V Competitive SRAE program grants for two-year period project ^{52, 53}	Title V Competitive SRAE non-competing continuation awards ^{54, 55}	GD SRAE program grants for three year project period ⁵⁶	GD SRAE non-competing continuation awards ⁵⁷	Total
Ohio	\$2,618,771				\$890,446	\$3,509,217
Oklahoma	\$1,047,086				\$444,520	\$1,491,606
Oregon	\$619,756				\$445,834	\$1,065,590
Pennsylvania	\$2,352,120				\$780,663	\$3,132,783
Puerto Rico	\$1,816,587				\$445,831	\$2,262,418
Rhode Island		\$135,571				\$135,571
South Carolina	\$1,161,566				\$445,834	\$1,607,400
South Dakota	\$176,535			\$424,810	\$300,000	\$901,345
Tennessee	\$1,572,834			\$327,818		\$1,900,652
Texas	\$7,869,874			\$2,016,030	\$2,110,813	\$11,996,717
Utah	\$513,639					\$513,639
Vermont		\$54,815				\$54,815
Virginia	\$1,376,062					\$1,376,062
Virgin Islands			\$36,864			\$36,864
Washington		\$900,000				\$900,000
West Virginia	\$393,095				\$445,834	\$838,929
Wisconsin	\$941,547					\$941,547
Wyoming			\$80,534			\$80,534
TOTAL	\$55,022,077	\$2,889,646	\$8,593,954	\$12,818,452	\$21,574,936	\$100,899,065





www.siecus.org