






## ADOLESCENT SEXUAL HEALTH PROMOTION AT A GLANCE

The following is an overview of the state of adolescent sexual health promotion efforts in Maine in Fiscal Year (FY) 2013, including sexuality education state laws and policy, sexual health data, and federal funding.




### STATE LEVEL SEXUALITY EDUCATION LAW AND POLICY OVERVIEW

[Maine's sexuality education law](#) mandates that the state's Department of Health and Human Services "undertake initiatives to implement effective, comprehensive family life education services." Programs must be taught in grades K–12. The information provided must be medically accurate and age-appropriate, and must respect community values and encourage parent-child communication. Programs must teach about abstinence, healthy relationships, contraception, and conflict resolution. No specific curriculum is mandated. Parents or guardians may remove their children from school-based sexuality education and/or HIV/STD education classes ("opt-out").

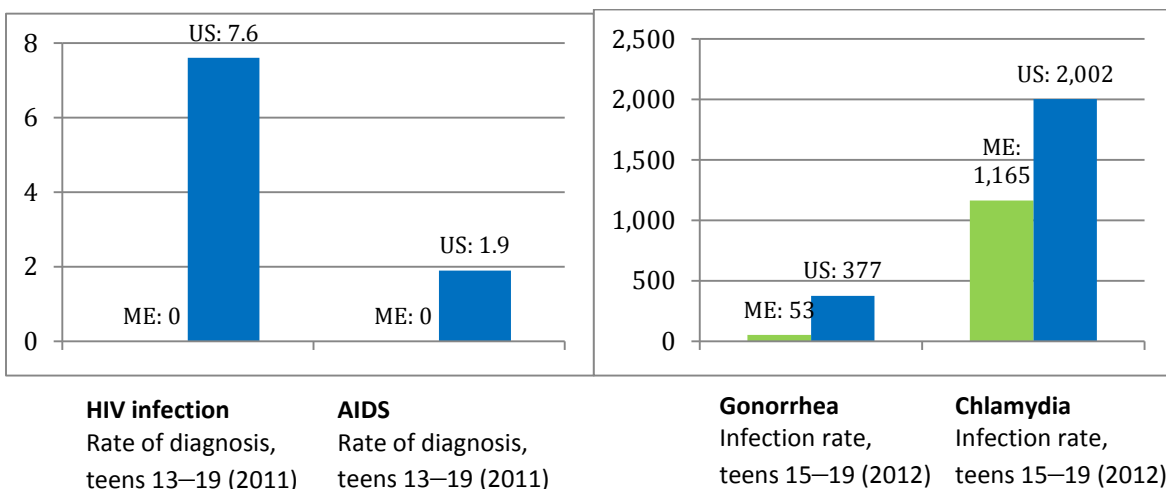
### REPORTED BEHAVIORS OF YOUNG PEOPLE IN MAINE

-  Among Maine high school students in 2013, 44% of females and 41% of males **reported ever having had sexual intercourse**, lower than the reported national average of 46% of females and 48% of males.
-  Among Maine high school students in 2013, 34% of females and 28% of males **reported being currently sexually active** (having had sexual intercourse in the three months prior), lower than the reported national average of 35% of females and 33% of males.
-  Among Maine high school students in 2013, 11% of females and 7% of males **reported experiencing physical dating violence one or more times** during the 12 months before the survey, lower for females than the reported national average of 13% of females and 7% of males.

### MAINE TEEN PREGNANCY, BIRTH, AND ABORTION RATES

-  In 2010, Maine's **teen pregnancy rate was lower than the national average**, with 37 pregnancies per 1,000 young women ages 15–19, compared to 57 per 1,000 nationwide.
-  In 2012, Maine's **teen birth rate was lower than the national average**, with 19 births per 1,000 young women ages 15–19, compared to 29 per 1,000 nationwide.
-  In 2010, Maine's **teen abortion rate was lower than the national average**, with 10 abortions per 1,000 young women ages 15–19, compared to 15 per 1,000 nationwide.

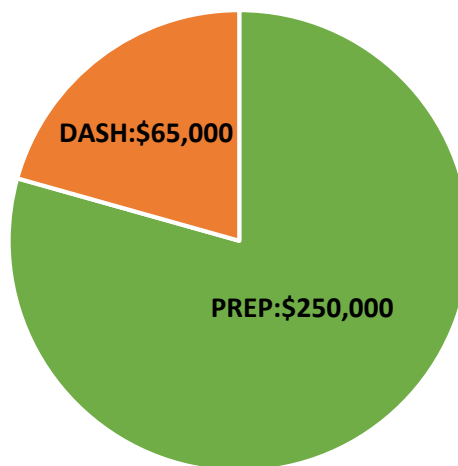
**MAINE’S YOUNG PEOPLE: HIV/AIDS AND OTHER STD RATES (PER 100,000)**



**FY 2013 FEDERAL FUNDING IN MAINE: TOTAL \$315,000**

**Division of Adolescent and School Health (DASH) \$65,000**  
*Funds state and local education agencies to help districts implement exemplary sexual health education (ESHE), increase access to key sexual health services (SHS), and establish safe and supportive environments (SSE) for students and staff; funds HIV/STD prevention efforts for young men who have sex with men (YMSM); supports state education and health agencies’ surveillance efforts.*

The Maine Department of Education is funded through DASH to collect and report the Youth Risk Behavior Surveillance and the School Health Profiles.



**Personal Responsibility Education Program (PREP) \$250,000**  
*Funds for states (PREP), local entities (PREIS), community/faith-based organizations (CPREP), and tribes (TPREP) to implement evidence-informed or innovative teen pregnancy- and HIV/STD-prevention, and adulthood preparation programs for young people.*

The Maine Center for Disease Control and Prevention administers the PREP state grant program in collaboration with the Family Planning Association of Maine and Jobs for Maine’s Graduates. The Family Planning Association of Maine provides oversight, training, technical assistance, fidelity monitoring, evaluation, and materials to Jobs For Maine’s Graduates, which implements the programming to high school students in alternative school settings. Programming serves juniors and seniors at the following high schools: Belfast, Biddeford, Carrabec, Houlton, Lewiston Regional Technical Center, Mt. View, and Penquis Valley.

*For further background on the federal programs, information on the grantees and the programs they are implementing, as well as citations, see the FY 2013 Maine State Profile at [siecus.org/Maine2013](http://siecus.org/Maine2013).*